

# APx Series

## Remote Alarm Panels For Fire Pump Applications


### Standard Features

- NEMA 1 enclosure
- Bottom entry gland plate
- LED type visual indication
- Quantity 12 N.O inputs (Max. 8A - 240V.AC)
- Quantity 12 N.O or N.C outputs  
(SPDT - Max. 8A - 240V.AC)
- 4" Alarm bell
- Silence pushbutton
- Lamp test pushbutton

The Tornatech APx Series remote alarm panels are installed to provide annunciation of alarm conditions monitored at the fire pump controller. The NFPA20 standard requires that the annunciation of these alarm conditions be monitored at a point of constant attendance if the pump room is not constantly attended.



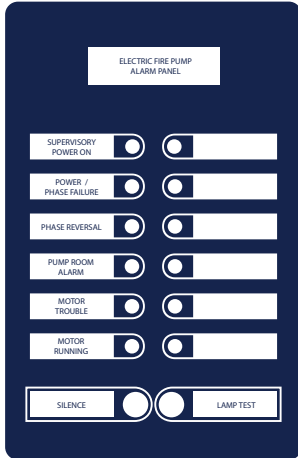
1. Built-in wall mounting lugs for ease of installation
2. 4" alarm bell
3. Alarm inputs from fire pump controller (1 N.O)
4. Alarm outputs for remote annunciation (1N.O - 1 N.C)
5. Gland plate



Note: All Pictures shown are for illustration purpose only. Actual product may vary due to options selected

## MODEL APE

For monitoring of a single electric fire pump



### VISUAL

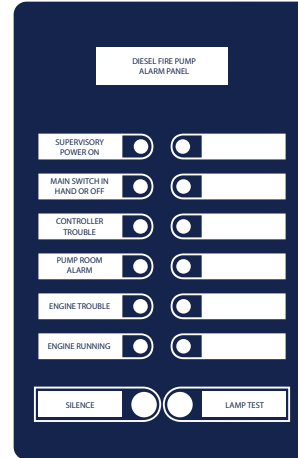
- Supervisory Power On

### VISUAL AND AUDIBLE

- Power / Phase Failure
- Phase Reversal
- Pump Room Alarm
- Motor Trouble
- Motor Running

## MODEL APD

For monitoring of a single diesel fire pump



### VISUAL

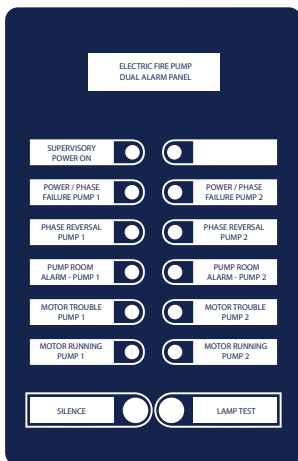
- Supervisory Power On

### VISUAL AND AUDIBLE

- Main Switch in Hand or Off
- Controller Trouble
- Pump Room Alarm
- Engine Trouble
- Engine Running

## MODEL APEE

For monitoring of two electric fire pumps



### VISUAL

- Supervisory Power On

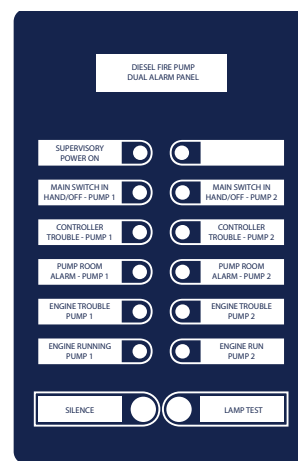
### VISUAL AND AUDIBLE

Pump 1 and 2

- Power / Phase Failure
- Phase Reversal
- Pump Room Alarm
- Motor Trouble
- Motor Running

## MODEL APDD

For monitoring of two diesel fire pumps



### VISUAL

- Supervisory Power On

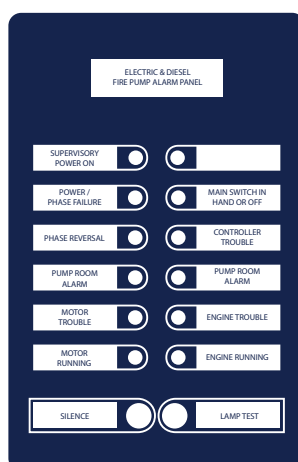
### VISUAL AND AUDIBLE

Pump 1 and 2

- Main Switch in Hand or Off
- Controller Trouble
- Pump Room Alarm
- Engine Trouble
- Engine Running

## MODEL APED

For monitoring of an electric and a diesel fire pump



### VISUAL

- Supervisory Power On

### VISUAL AND AUDIBLE

- Power / Phase Failure
- Phase Reversal
- Pump Room Alarm
- Motor Trouble
- Motor Running
- Main Switch in Hand or Off
- Controller Trouble
- Pump Room Alarm
- Engine Trouble
- Engine Running

## Available Options

- Additional visual indication (LED) and dry alarm contact (SPDT- Max 8A - 240V.AC)
- Visual indication (LED) and dry alarm contact (SPDT- Max 8A - 240V.AC) for controller with transfer switch.
- Fire pump start pushbutton
- 220V.AC supervisory power
- NEMA 2 enclosure
- NEMA 4 enclosure
- NEMA 4X enclosure
- CE Listing
- Labelling and drawing in other languages

**HOW TO ORDER:** APX / Supervisory Voltage / Options

Ex.: APD / 120 / Options

### AMERICAS

Tornatech Inc.

Head Office

Laval, Quebec, Canada

Tel: + 1 514 334 0523

Toll free: + 1 800 363 8448

### EUROPE

Tornatech Europe SPRL

Wavre, Belgium

Tel: + 32 (0) 10 84 40 01

### MIDDLE EAST

Tornatech FZE

Dubai, United Arab Emirates

Tel: + 971 (0) 4 887 0615

### ASIA

Tornatech Pte Ltd.

Singapore

Tel: + 65 6795 8114

Tel: + 65 6795 7823