



© Tornatech, Inc. Not for construction.
Subject to change without notice.

	BY	DD/MM/YY
DRAWN BY	ACD	31/01/24
FINAL APPROVAL	FC	01/02/24

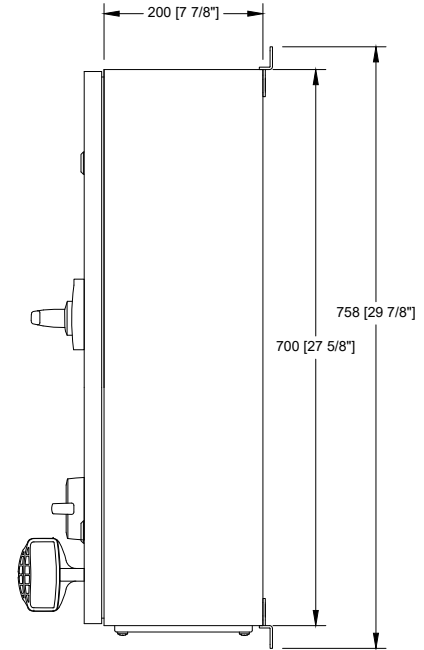
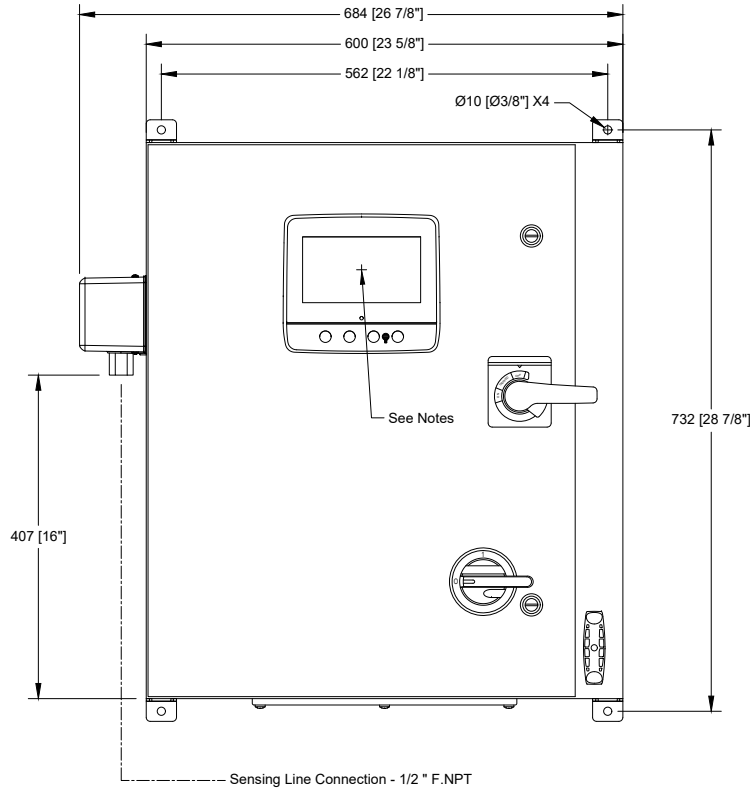
ELECTRIC FIRE PUMP CONTROLLER

MODEL: GFA/GFY

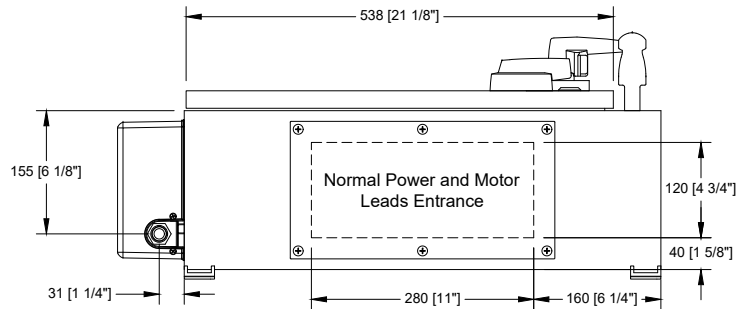
BUILT TO NFPA20



DRAWING NUMBER
GFX-D1810/E
DWG REV. 0
SHEET 1 OF 1



Voltage / Power Table		
Voltage	Min	Max
220 - 240	5 HP	40 HP
	4 kW	22 kW
380 - 400 - 415	5 HP	60 HP
	4 kW	45 kW



Notes:

- Standard: IP55
- Standard paint : textured red RAL 3002.
- All dimensions are in millimeters [inches].
- Center of screen: 540 [21 1/4"] from bottom.
- Bottom conduit entrance through removable gland plate recommended.
- Use watertight conduit and connector only.
- Protect equipment against drilling chips.
- Door swing equal to door width.