



© Tornatech, Inc. Not for construction.  
Subject to change without notice.

|                |     |          |
|----------------|-----|----------|
|                | BY  | DD/MM/YY |
| DRAWN BY       | ACD | 31/01/24 |
| FINAL APPROVAL | FC  | 01/02/24 |

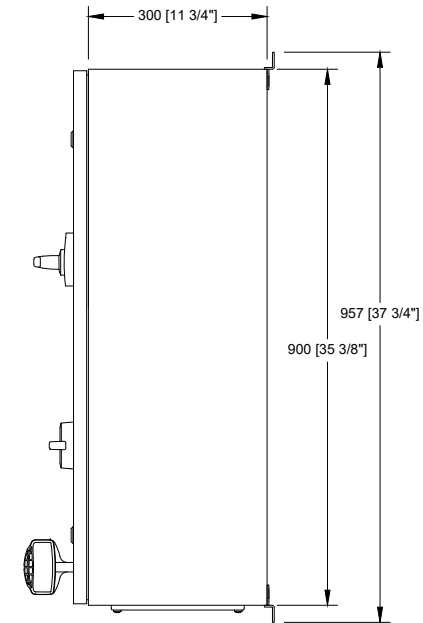
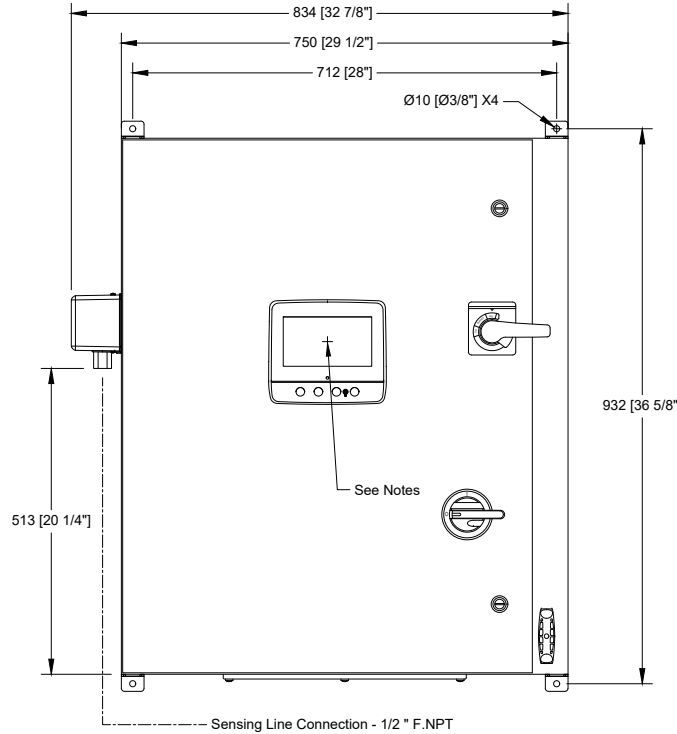
# ELECTRIC FIRE PUMP CONTROLLER WITH AUTOMATIC TRANSFER SWITCH

**MODEL: GFA/GFY**

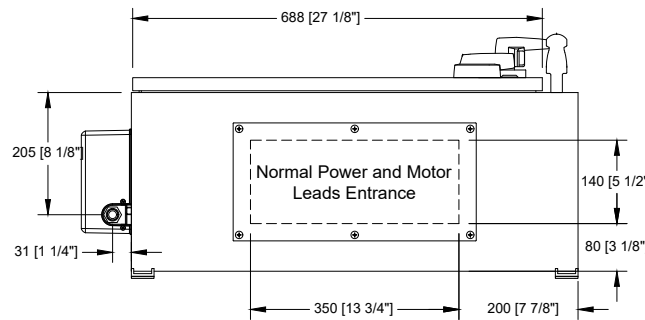
BUILT TO NFPA20



|                |              |
|----------------|--------------|
| DRAWING NUMBER | GFX-D1820 /E |
| DWG REV. 0     |              |
| SHEET 1 OF 1   |              |



| Voltage         | Min   | Max    |
|-----------------|-------|--------|
| 220 - 240       | 50 HP | 100 HP |
|                 | 30 kW | 55 kW  |
| 380 - 400 - 415 | 75 HP | 150 HP |
|                 | 55 kW | 110 kW |



**Notes:**

- Standard: IP55
- Standard paint : textured red RAL 3002.
- All dimensions are in millimeters [inches].
- Center of screen: 559 [22"] from bottom.
- Bottom conduit entrance through removable gland plate recommended.
- Use watertight conduit and connector only.
- Protect equipment against drilling chips.
- Door swing equal to door width.