



© Tornatech, Inc. Not for construction.
Subject to change without notice.

	BY	DD/MM/YY
DRAWN BY	ACD	06/02/24
FINAL APPROVAL	FC	06/02/24

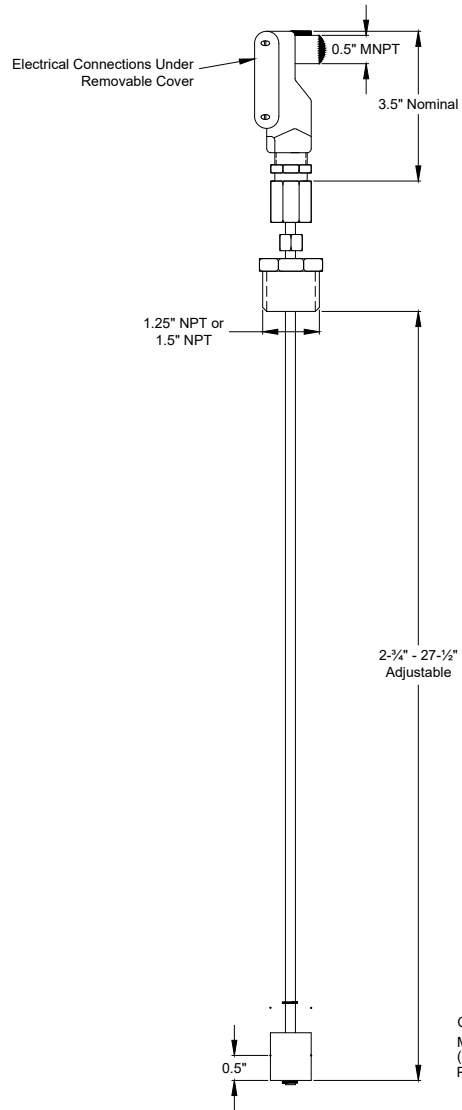
DIESEL ENGINE FIRE PUMP CONTROLLER LOW FUEL LEVEL SWITCH

MODEL: GPD

BUILT TO THE LATEST EDITION OF THE NFPA20 & NFPA70



DRAWING NUMBER	GPD-FL001/E
DWG REV.	8
SHEET	1 OF 1

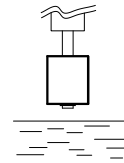


Ordering Instructions

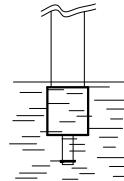
Specify Fitting Size :

- 1.25" (1-1/4") NPT (Option D07A)
- 1.50" (1-1/2") NPT (Option D07B)

Float Switch Configuration



The contact is CLOSED when float is above the liquid level.



The contact is OPEN when the float is in the liquid

Contact Rating:
Maximum 0-250 Vac, 20W
(Switch REED)
Pilot Duty Switch

Drawing for information only.
Manufacturer reserves the right to modify this drawing without notice.
Contact manufacturer for "As Built" drawing.