

**TORNATECH**

© Tornatech, Inc. Not for construction.
Subject to change without notice.

BY DD/MM/YY

DRAWN BY ACD 07/02/23

FINAL APPROVAL FC 23/02/23

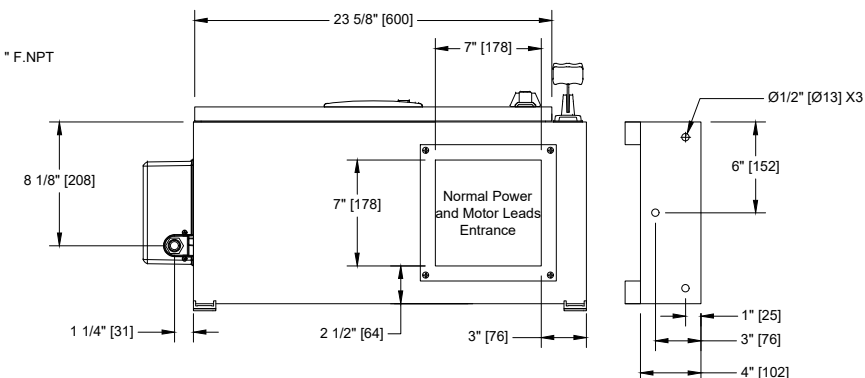
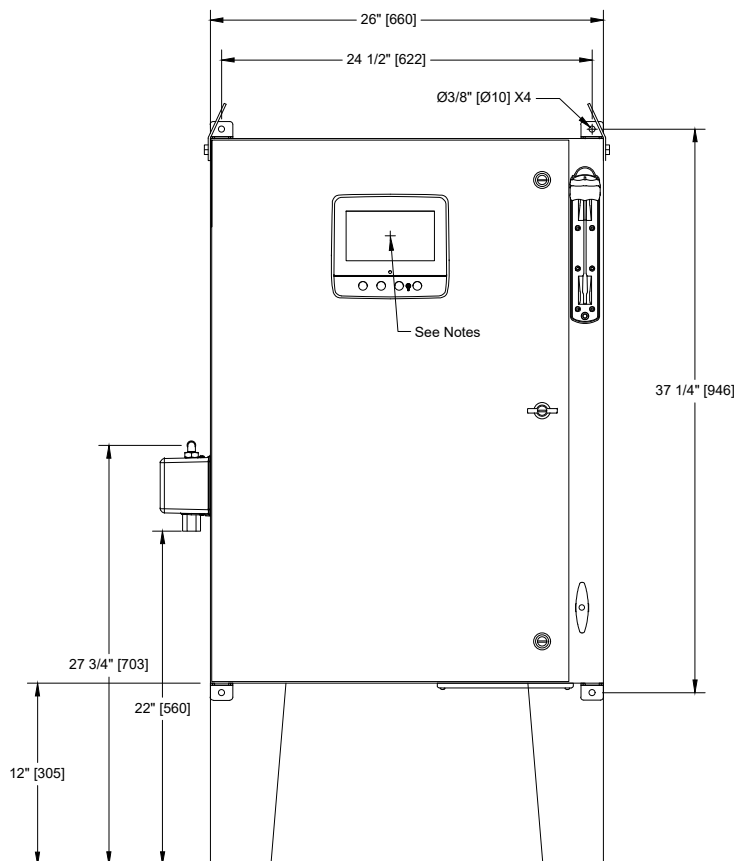
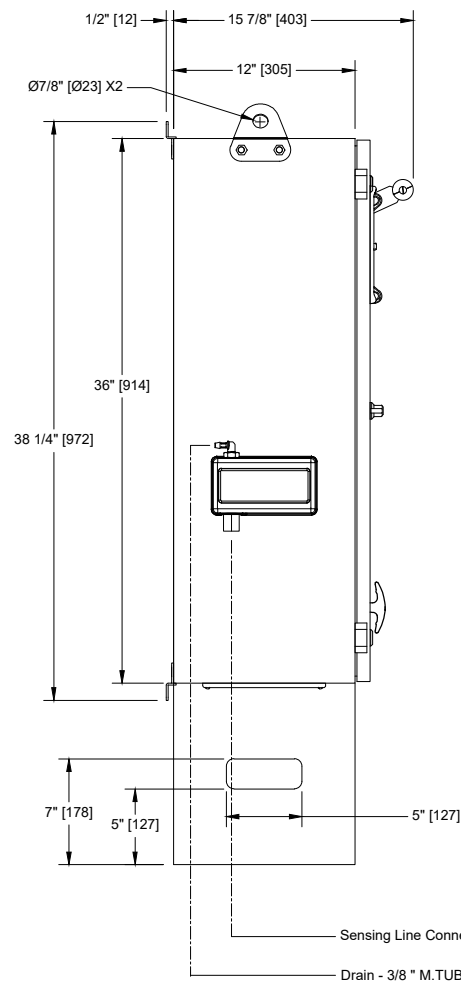
ELECTRIC FIRE PUMP CONTROLLER**MODEL: GPR/GPS/GPW**

BUILT TO THE LATEST EDITION OF THE NFPA20 & NFPA70

THIRD ANGLE
PROJECTIONDRAWING NUMBER
GPX-DI811 /E

DWG REV. 0

SHEET 1 OF 1

**Voltage / Power Table**

Voltage	Min HP	Max HP
208	5	30
220 - 240	5	30
380 - 400 - 415	5	60
440 - 480	5	60
600	5	75

Notes:

- Standard NEMA: NEMA 2
- Standard paint : textured red RAL 3002.
- All dimensions are in inches [millimeters].
- Center of screen: 29-5/8" [751] from bottom (no feet).
- Bottom conduit entrance through removable gland plate recommended.
- Use watertight conduit and connector only.
- Protect equipment against drilling chips.
- Door swing equal to door width.