TORNATECH

© Tornatech, Inc. Not for construction. Subject to change without notice.

	BY	DD/MM/YY
DRAWN BY	MLC	04/10/24
FINAL APPROVAL	FC	07/11/24

CONTRÔLEUR DE POMPE À INCENDIE ÉLECTRIQUE

MODÈLE: GPA/GPP/GPY

CONSTRUIT SELON LA DERNIÈRE ÉDITION DU STANDARD NFPA 20 & NFPA70

NYC Dpt of Building Approved

PROJECTION DE TROISIÈME ANGLE

DRAWING NUMBER GPX-DI910/F

DWG REV. 0

SHEET 1 OF 1

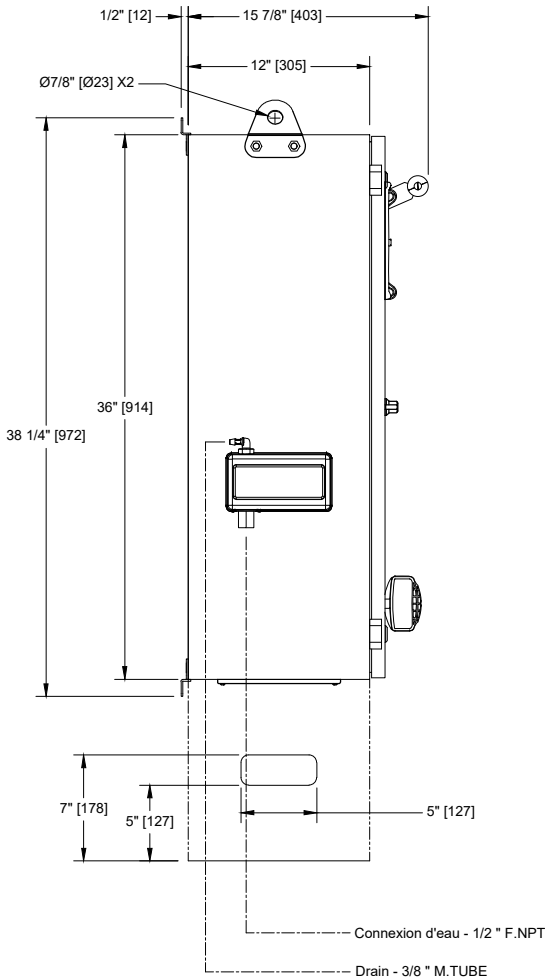

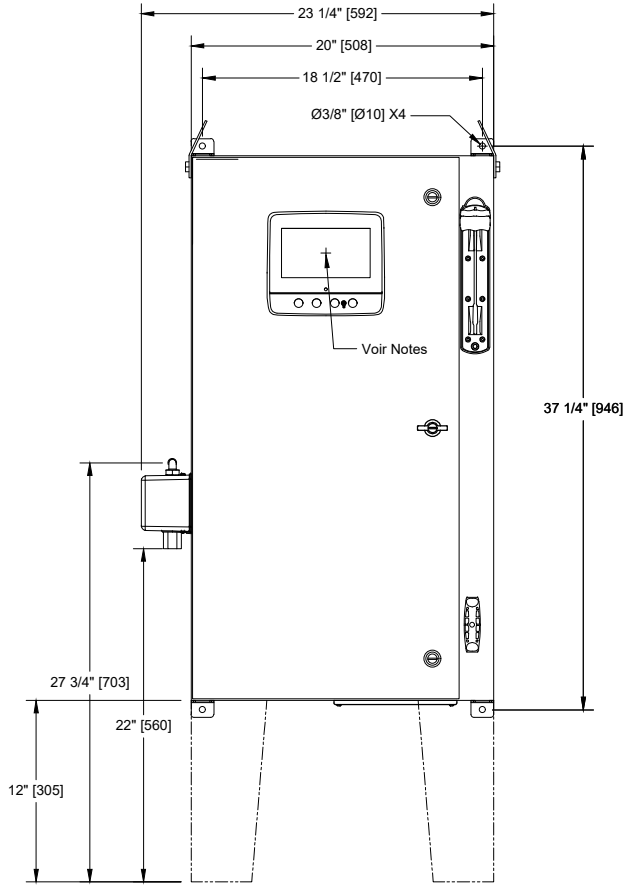

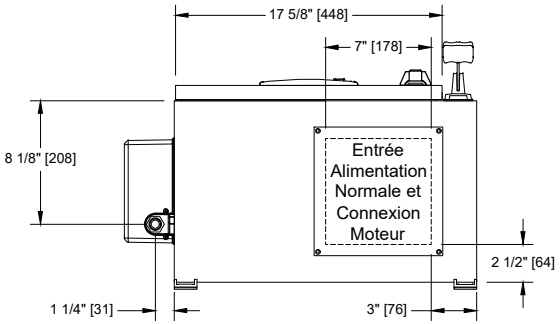

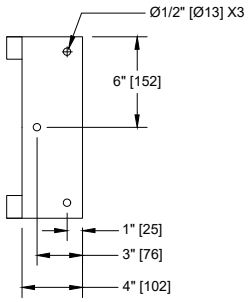

Tension / Table des Puissances		
Tension	Min HP	Max HP
208	5	30
220 - 240	5	30
380 - 400 - 415	5	60
440 - 480	5	60
600	5	75

Notes:

- Standard: NEMA 2
- Peinture standard: texture rouge RAL 3002.
- Toutes les dimensions sont en pouces [millimètres].
- Centre de l'écran: 29-5/8" [751] à partir du bas (sans pieds).
- Il est recommendé de passer les câbles à travers l'entrée de la plaque de dessous.
- Utiliser des raccords électriques étanches.
- Protéger contre les copeaux pendant le perçage.
- L'ouverture de la porte équivaut à sa largeur.

Copyright © 2026 Tornatech Inc. All right reserved. This drawing and the information contained or depicted herein are the sole property of Tornatech Inc. Copies are communicated to the recipient in strict confidence and may not be retransmitted, published, reproduced, copied or used in any manner, including as the basis for the manufacture or sale of any products, without the express prior written consent of Tornatech Inc.