



© Tornatech, Inc. Not for construction.
Subject to change without notice.

	BY	DD/MM/YY
DRAWN BY	PY	01/03/24
FINAL APPROVAL	GT	23/02/23

ELECTRIC FIRE PUMP CONTROLLER FULL VOLTAGE / ACROSS THE LINE

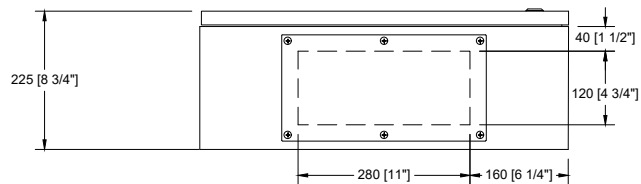

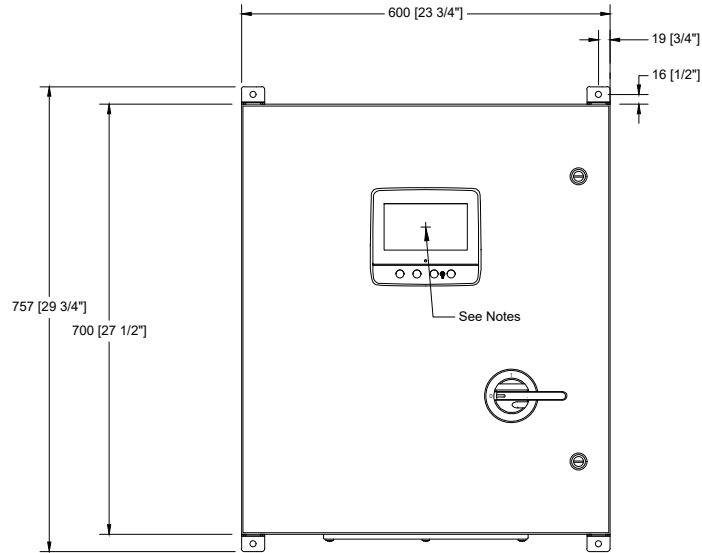
MODEL: HFA

BUILT TO THE LATEST EDITION OF THE EN 17451 STANDARD



THIRD ANGLE
PROJECTION

DRAWING NUMBER	HFA-D016/E
DWG REV.	0
SHEET 1 OF 1	



Power Table

Voltage	Min	Max
400	4 kW	45 kW

Notes:

- Standard: IP55
- Standard paint : textured red RAL 3002.
- All dimensions are in millimeters [inches].
- Center of screen: 500 [19-5/8"] from bottom.
- Bottom conduit entrance through removable gland plate recommended.
- Use watertight conduit and connector only.
- Protect equipment against drilling chips.
- Door swing equal to door width.