



© Tornatech, Inc. Not for construction.  
Subject to change without notice.

	BY	DD/MM/YY
DRAWN BY	PY	01/03/24
FINAL APPROVAL	GT	23/02/23

## ELECTRIC FIRE PUMP CONTROLLER REDUCED VOLTAGE / WYE DELTA (OPEN TRANSITION)


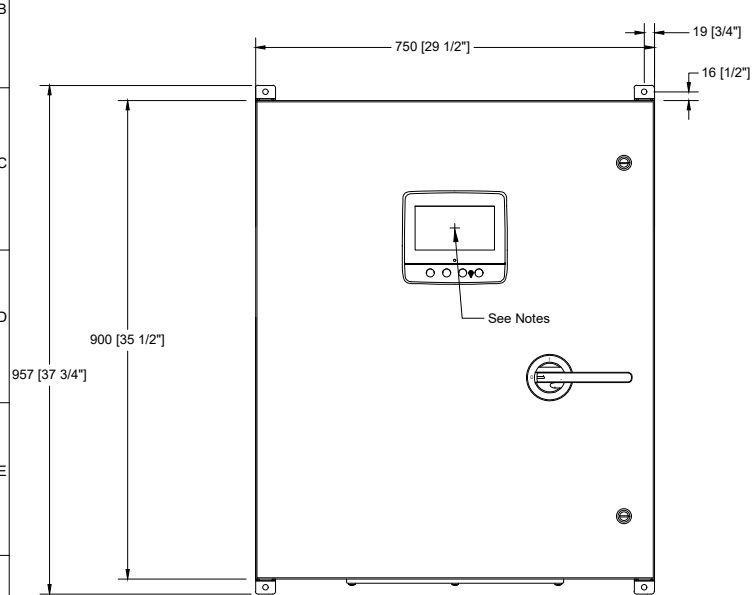
**MODEL: HFY**

BUILT TO THE LATEST EDITION OF THE EN 17451 STANDARD

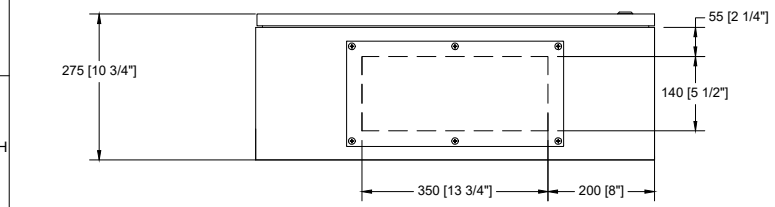


THIRD ANGLE  
PROJECTION

DRAWING NUMBER	HFY-D1927 /E
DWG REV. 0	
SHEET 1 OF 1	



Power Table		
Voltage	Min	Max
400	55 kW	90 kW



**Notes:**

- Standard: IP55
- Standard paint : textured red RAL 3002.
- All dimensions are in millimeters [inches].
- Center of screen: 660 [26"] from bottom.
- Bottom conduit entrance through removable gland plate recommended.
- Use watertight conduit and connector only.
- Protect equipment against drilling chips.
- Door swing equal to door width.