



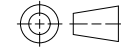
© Tornatech, Inc. Not for construction.
Subject to change without notice.

		BY	DD/MM/YY
DRAWN BY	ZS		10/07/23
FINAL APPROVAL	FC		10/07/23

ELECTRIC FIRE PUMP CONTROLLER WITH AUTOMATIC TRANSFER SWITCH

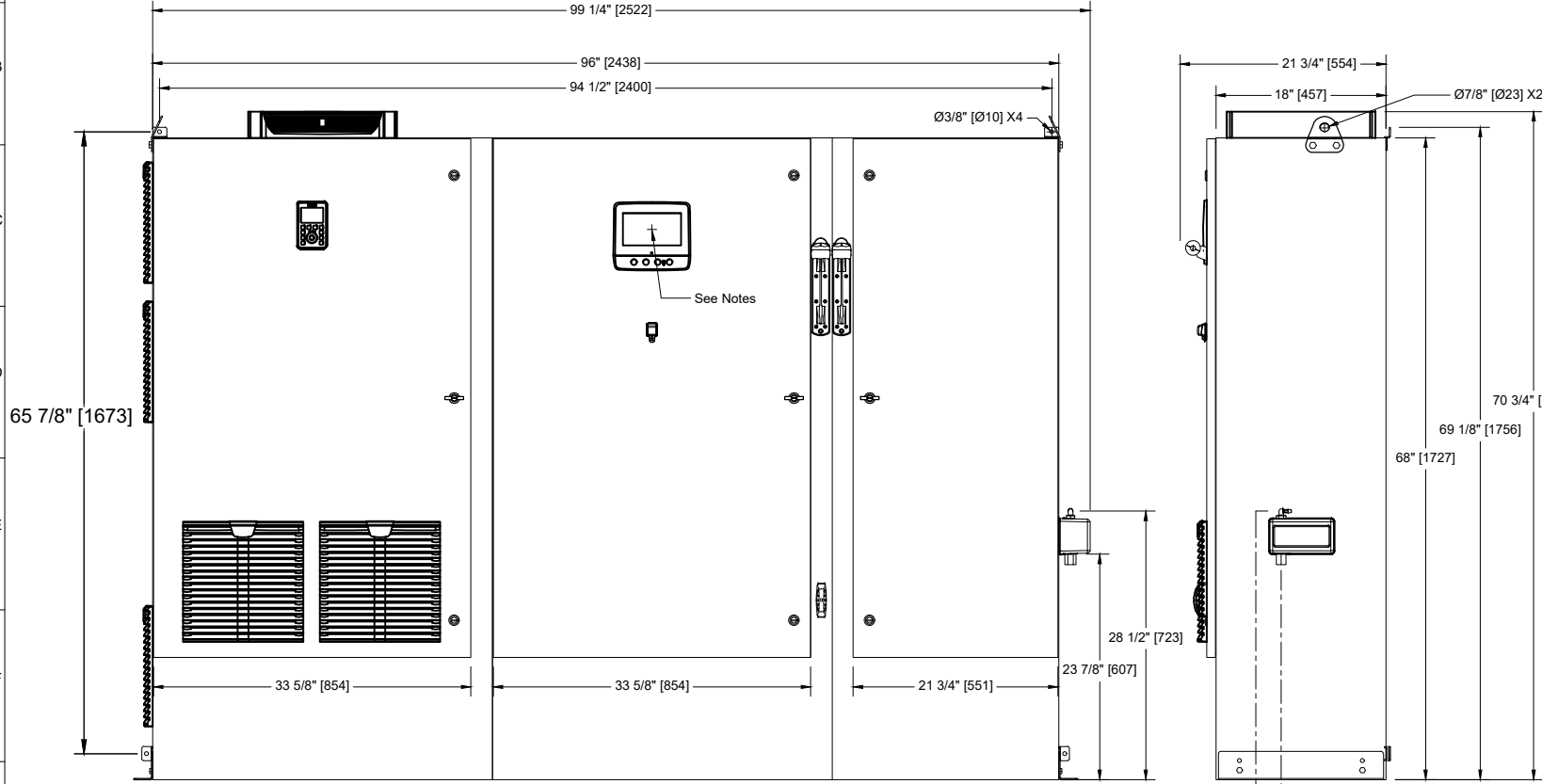
VPA / VPS + VPU

BUILT TO THE LATEST EDITION OF THE NFPA20 & NFPA70

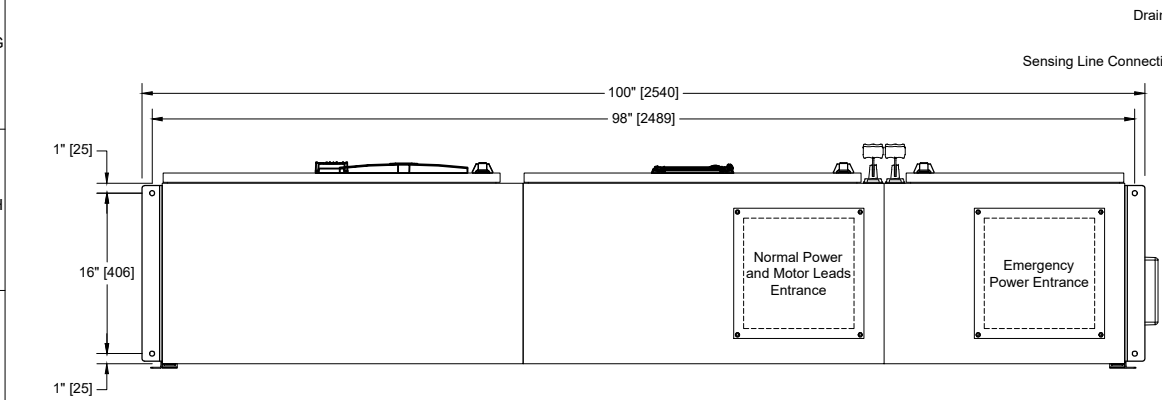


THIRD ANGLE
PROJECTION

DRAWING NUMBER	VPX-D1813 /E
DWG REV. 0	
SHEET 1 OF 1	



Voltage	Min HP	Max HP
200	40	75
208 - 240	40	100
380 - 400 - 415	50	150
440 - 480	60	200
600	75	100



Drain - 3/8" M.TUBE
Sensing Line Connection - 1/2" F.NPT

Notes:

- Standard: NEMA 12
- Standard paint : textured red RAL 3002.
- All dimensions are in inches [millimeters].
- Center of screen: 29-5/8" [751] from bottom (no feet).
- Bottom conduit entrance through removable gland plate recommended.
- Use watertight conduit and connector only.
- Protect equipment against drilling chips.
- Door swing equal to door width.