



Jockey Pump Controller
Full voltage across the line starter
Micro Processor Based

N.Y.C.
 APPROVED



JP

MODEL

MAIN FEATURES:

- Easy and quick start-up and operation
- NEMA 2 enclosure
- Micro-processor based logic
- System pressure indication
- Pressure transducer
- Fuseless motor protection
- Operational temperature limits 41°F to 122°F (5°C to 50°C)

The model JP jockey pump controllers are specifically designed to control jockey pumps in order to maintain the desired water pressure in fire pump serviced systems. A jockey pump installation prevents unnecessary starting of the fire pump due to small leaks.

Individual models are specific to the voltage available on site:

- JP1: 120 V / single phase / 60Hz
- JP2: 220–240 V / single phase / 50/60Hz
- JP3: 208 to 600 V / three phase / 50/60Hz

The standard power circuit consists of a horsepower rated disconnect switch, a thermo-magnetic motor protector and a motor contactor for across the line full voltage starting. Consult factory for other types of motor protection or starting methods available.

The automatic operation of the jockey pump is achieved with an electronic pressure monitoring module which utilizes a pressure transducer as a pressure sensing device. It allows the user to digitally set the start and stop pressure values and on or off delay timers (timers are optional) if required. The module continuously displays the system pressure and, when required, the start and stop pressure settings. The system pressure reading can be viewed without opening the door of the controller.



The module also allows the user to choose the units of measure of the pressure reading in psi, bar, kPa, feet of head and meter of head.

The model JP jockey pump controllers are built in accordance to the latest Underwriters Laboratories UL508A and C.S.A C22.2 No.14 standards.




JP MODEL


Jockey Pump Controller Full voltage across the line starter Micro Processor Based



- Built-in wall mounting lugs for ease of installation





- 3 position Hand-Off Auto selector switch complete with pad-lockable cover



- Horsepower rated door interlocked rotary type disconnect switch

- Fuseless motor starter with thermo-magnetic motor protector and horsepower rated contactor



- 1- System status diagnostic OUTPUT RELAY ON green LED
- 2- System status diagnostic LED's for:
 - i. Green: system pressure at or above cut-out value
 - ii. Yellow: system pressure between start cut-in and cut-out
 - iii. Red: system pressure at or below cut-in value
- 3- Easy to use dip-switches for field adjustable parameters
- 4- High luminosity digital display
- 5- Pushbuttons for setting and display of field adjustable parameters
- 6- Reset pushbutton

- Pressure transducer with 0-300psi range and 316 stainless steel construction



HOW TO ORDER: JPx - V / HP / Ph / Hz
Ex.: JP3 - 208 / 2HP / 3Ph / 60

The Americas

**Tornatech Inc.
Head Office**
7075, Pl. Robert-Joncas
Suite # 132
Montreal, Canada
H4M 2Z2
Tel.: + 1 514 334 0523
+ 1 800 363 8448
Fax: + 1 514 334 5448

**USA Sales
Representative**
Tel.: + 1 513 307 6766
Fax: + 1 513 759 0509

**Latin America
Sales Representative**
Tel.: + 1 514 334 0523
Cell: + 1 514 945 4067
Fax: + 1 514 334 5448

Europe

Tornatech S.P.R.L.
Avenue Sabin 3
1300 Wavre
Belgium
Tel.: + 32 (0) 10 84 40 01
Fax: + 32 (0) 10 24 75 05

Middle East

Tornatech FZE
Warehouse RA08CC04
Jebel Ali North
PO Box 18435
Dubai,
United Arab Emirates
Tel.: + 971 (0)4 887 0615
Fax.: + 971 (0)4 887 0604

Asia

Tornatech Pte Ltd.
3 Soon Lee Street #05-33
Pioneer Junction
Singapore 627606
Tel.: + 65 6795 8114
+ 65 6795 7823
Fax: + 65 6795 3201